

How to register for Defeat Myeloma Run/Walk

- This is where it all begins, and where you can start to make a difference!
- This page introduces the race, and how funds raised will benefit myeloma patients. (For more details select “Cause”).
- This is also the start of the registration process, make a donation, or sign-up to volunteer at the race.
- Click the large green buttons to choose to register or to donate, or the volunteer header at the top of the page.

HOME RACE INFO REGISTRATION CAUSE VOLUNTEER SPONSORS FAQ

DEFEAT MULTIPLE MYELOMA

5K RUN AND 1 MILE WALK BENEFITING FRED HUTCHINSON CANCER RESEARCH CENTER
CELEBRATE SURVIVORS AND LOVED ONES LOST

JUNE 23, 2019


REGISTER NOW DONATE

FORM A TEAM JOIN AN EXISTING TEAM JOIN AS INDIVIDUAL

To Register

If you selected “Register Now” you will be brought to this page.

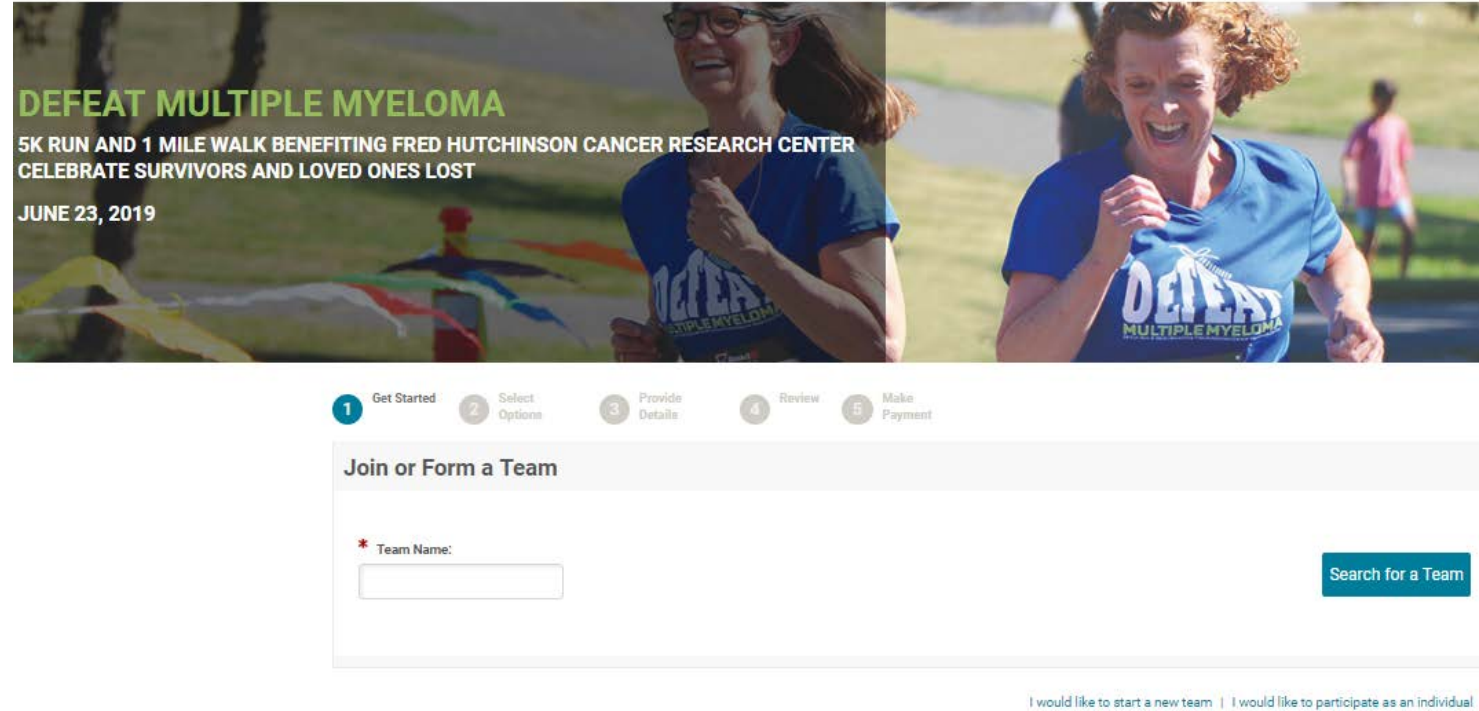
Here you can choose to form your own team, join an existing team or join as an individual.



The screenshot shows the registration page for the Defeat Multiple Myeloma 5K Run and 1 Mile Walk. At the top left is the logo for "Defeat Multiple Myeloma" featuring a ribbon. To the right are links for "MY ACCOUNT" and a "DONATE" button. A navigation bar includes "HOME", "RACE INFO", "REGISTRATION", "CAUSE", "VOLUNTEER", "SPONSORS", and "FAQ". The main banner features a woman running and text: "DEFEAT MULTIPLE MYELOMA", "5K RUN AND 1 MILE WALK BENEFITING FRED HUTCHINSON CANCER RESEARCH CENTER", "CELEBRATE SURVIVORS AND LOVED ONES LOST", and "JUNE 23, 2019". Below the banner are three buttons: "FORM A TEAM", "JOIN AN EXISTING TEAM", and "JOIN AS INDIVIDUAL", which are circled in red. The page concludes with the slogan "Help us cure cancer faster!" and a registration date: "Register today for Defeat Myeloma Run/Walk on Sunday, June 23rd at Magnuson Park."

Joining an Existing Team

- If a team has already been created select “Join an existing team”. You will be brought to a page where you can input the team name and then add yourself to the team by clicking “join” next to the team’s name.
- If you know part of the team name you can enter that, or if you do not remember the team name leave the search bar blank and click “Search for a Team” to see a complete list of teams.



Create your own team

- Click “Form a Team” and you will reach a screen where you can choose your team’s name and team fundraising goal.

Join as Individual

- Click “Join as Individual” to register without any team affiliation.

Registration details:

Participation Options

* Indicates Required

* Select a Participation Type

5K - \$30.00

1 Mile - \$30.00

Survivor (5K or 1 Mile) - No Fee


Youth (5K or 1 Mile) - \$10.00

Sleep in for a Cure - \$30.00

If you can't join us at the event, sign up as a virtual participant! No walking or running required, just the desire to accelerate research to cure cancer. As a virtual participant, you get a personal fundraising page and a t-shirt -- set your goal and go for it!

Enter discount code:

Fundraising Goal:

Suggested Goal: \$500.00

Add a donation!

\$25.00


\$50.00

\$75.00

\$100.00

\$200.00

Additional Gift:



- As you enter your registration details you will have the option to choose to add a fundraising goal and to make the very first donation to your goal!

Login:

- You will create a user name and password that will allow you to log back in to your fundraising page so be sure to make a note of your login details.
- If you have participated in any Fred Hutch events in the past, it's possible you already have a login. If you don't remember click "Email me my login information" to reset your password.

1 Select Options 2 Provide Details 3 Review 4 Make Payment

Returning Participant or User Login

* Indicates Required

New User

[Join as a New Participant](#)

Returning User

* User Name:

* Password:

[Log In](#)

[Email me my login information](#)

[Previous Step](#)

Registering multiple people:

- After you enter all your information you will have the opportunity to view your registration summary prior to making a payment.
- You will also be able to register additional people at this step as well.
- Once you have added all registrants click “Complete Registration” and a confirmation email will be sent to you.

1 Get Started 2 Select Options 3 Provide Details 4 Review 5 Make Payment

Registration Summary

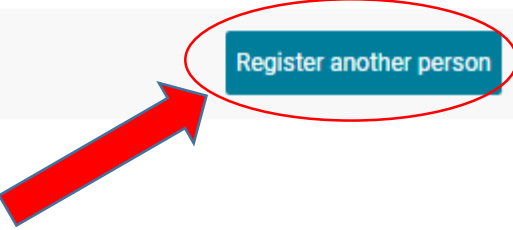
You have created 1 registration.

Rebecca Fink		
srkf12@hotmail.com	Participation Type:	\$30.00
4123 25th Ave SW SEATTLE, WA 98106-1234	5K	
[Edit]	Extra Gift:	\$0.00
	Test	(\$30.00)

Participant Total: \$0.00

The current total cost is **\$0.00**

[Cancel](#) [Register another person](#) [Complete Registration](#)



Participant Center: Your fundraising Hub!

- Once registered click “Access Participant Center to update your fundraising page.
- The tabs at the top allow you to send an email to your contacts, track your fundraising progress, and personalize your fundraising page.
- Write a brief introduction, include why this cause is important to you, where the funds raised will go, etc.
- Adding photos is always a plus!

The screenshot displays the Participant Center interface. At the top, there are navigation tabs: Home, Email, Progress, and Personal Page. The main content area is titled "Your Fundraising Progress" and features a progress bar. Below the bar, four key metrics are shown: "I Have Raised" at \$0.00, "My Goal (change)" at \$500.00, "Percent" at 0%, and "Days Left" at 107. A dark blue banner below the metrics encourages connecting to Facebook with the text "Raise more money with Facebook" and "Connect your fundraiser to Facebook so you can raise money through your social network. The money you raise will count toward your goal." A white button labeled "FUNDRAISE ON FACEBOOK" is centered in the banner. On the right side, there is a vertical sidebar with several buttons: "Send email" (teal), "Enter new gift" (dark grey), "Add Contacts" (light grey), "View Your Progress" (light grey), "Edit Personal Page" (light grey), "Email Team" (light grey), and "Manage Your Display Name" (light grey). At the bottom left, a section titled "What to do next?" contains a numbered list starting with "1 Update your fundraising page" and a sub-point: "Personalizing your page is a surefire way to raise more money. Include why finding cures for cancer is important to you, and add a photo or video."

Home | **Email** | Progress | Personal Page

Your Fundraising Progress

I Have Raised	My Goal (change)	Percent	Days Left
\$0.00	\$500.00	0%	107

Raise more money with Facebook

Connect your fundraiser to Facebook so you can raise money through your social network. The money you raise will count toward your goal.

FUNDRAISE ON FACEBOOK

Send email

Enter new gift

Add Contacts

View Your Progress

Edit Personal Page

Email Team

Manage Your Display Name

What to do next?

- 1 Update your fundraising page**
Personalizing your page is a surefire way to raise more money. Include why finding cures for cancer is important to you, and add a photo or video.

Add contacts to your address book